

Year 2 - Greenwich

Enquiry Question

Can I describe some of the changes in the Royal Borough of Greenwich over time?

Learning Challenges

- What are different types of settlements?
- Where is Greenwich located and what are some of its key geographical features?
- What different sources can I use to research information about Greenwich?
- What makes Greenwich a popular holiday destination for tourists?

Key words



Greenwich
tourists
holiday
destination
attractions
city
countryside
seaside



Tuesday 12th September 2017

LC: Can I use a view finder?

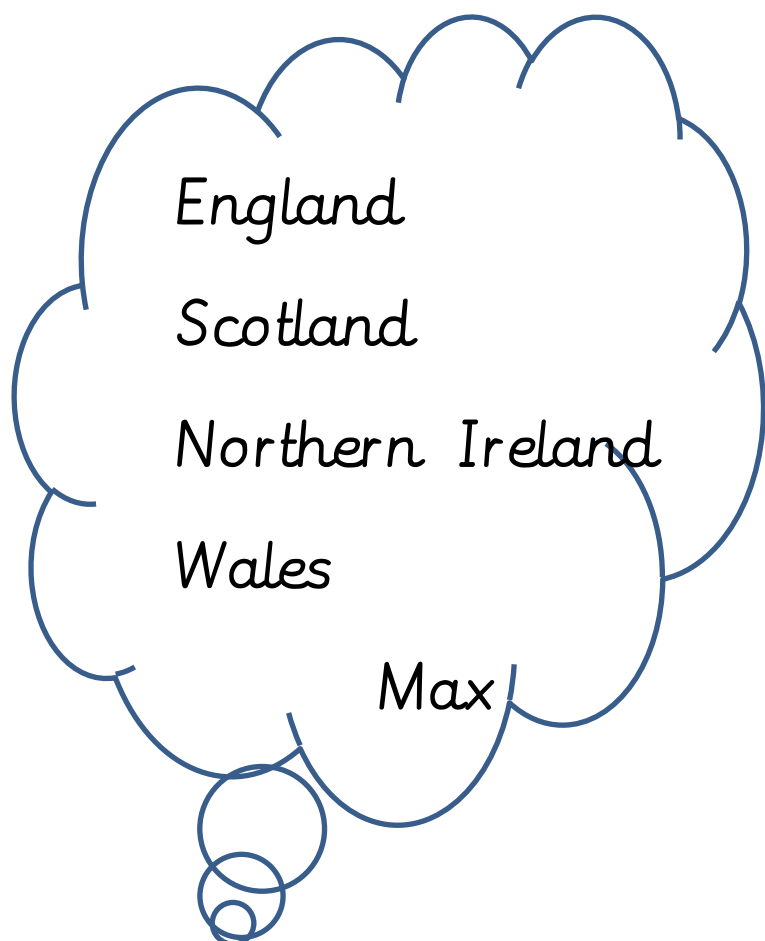
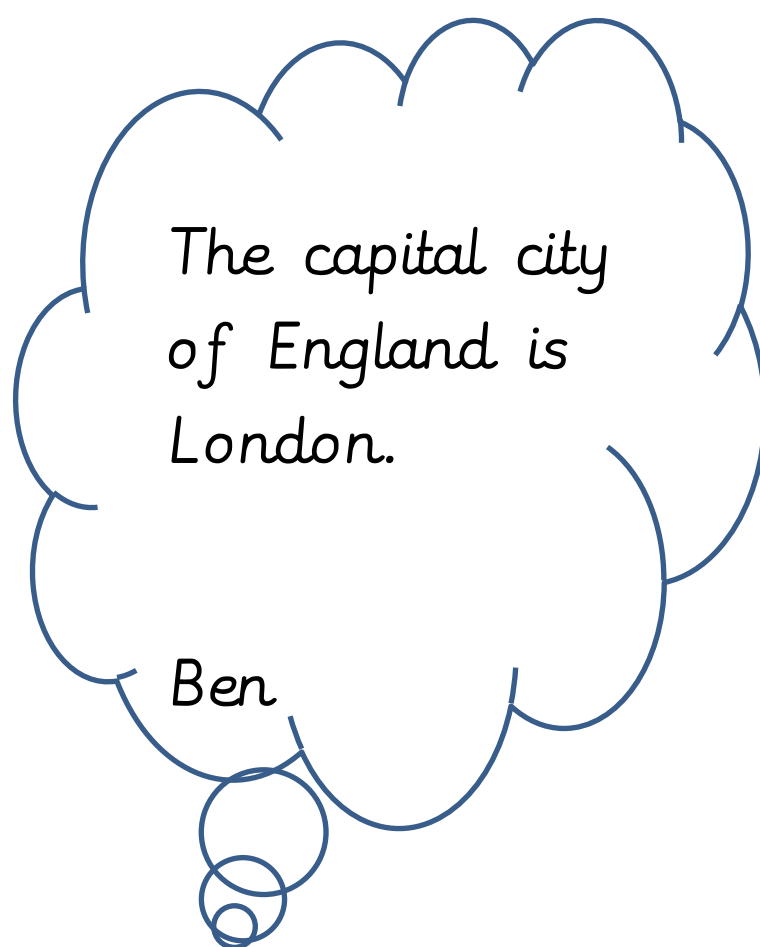
We are looking at the artist Paul Klee for our Autumn art project. We are using him as inspiration to create a skyline canvas. Today, we looked at one of his paintings in detail. We used a viewfinder to focus on one particular area of his painting and then we did an observational drawing of this section.



Friday 15th September 2017

LC: Can I identify the countries in the UK?

Today the children had the opportunity to look at world atlases. We pointed out where the UK is in relation to other countries. We then learnt a song informing us of the four different countries that make up the United Kingdom. The children were asked to show their understanding of this by labelling a map of the UK.





We looked at
atlases.

Jason H

Friday 15th September 2017

LC: Can I identify the continents of the world?

For the second half of today's lesson we learnt about the continents that make up the world. We discussed that we live in Europe along with other countries such as France, Spain and Germany. We then watched a video about the remaining continents. The children worked in groups to label the continents on a map of the world.



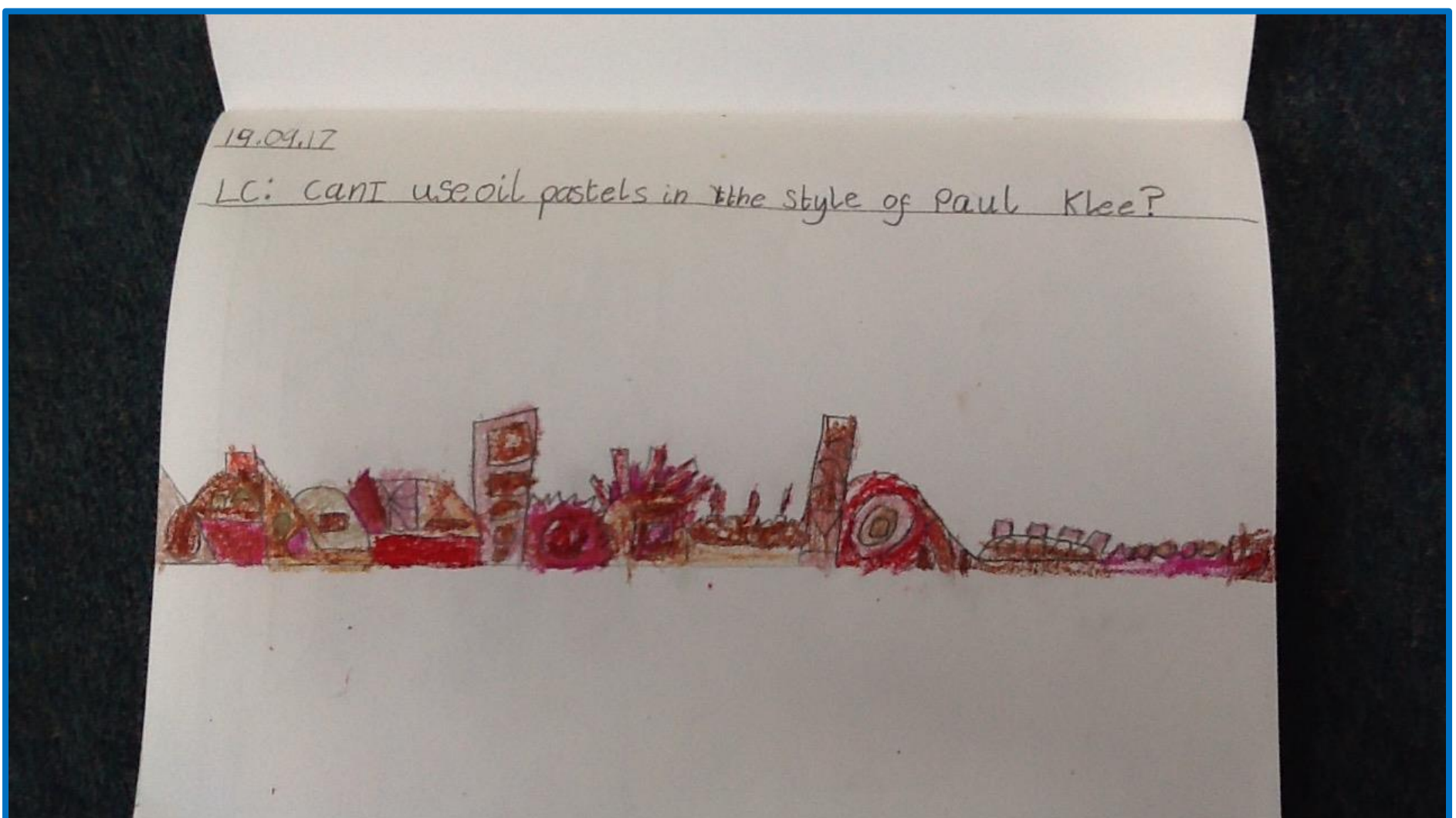

There are 7 continents and 5 oceans.

Clementine

Tuesday 19th September 2017

LC: Can I use the artist Paul Klee as inspiration?

Using the artist Paul Klee as inspiration, we designed our own skyline and drew different shapes for the buildings. We used oil pastels to add colour to our work. We focused on using warm colours which Paul Klee does.



Friday 22nd September 2017

LC: Can I identify different Greenwich landmarks?

(HOOK LESSON)

Today Year 2 went on a walk around Greenwich.. We walked down through the park to the town centre spotting different landmarks on the way. The children were asked to take photos of different landmarks in their groups.






The trip was
exciting!

Polly





I liked collecting
lots of conkers
in the park.
Juliette



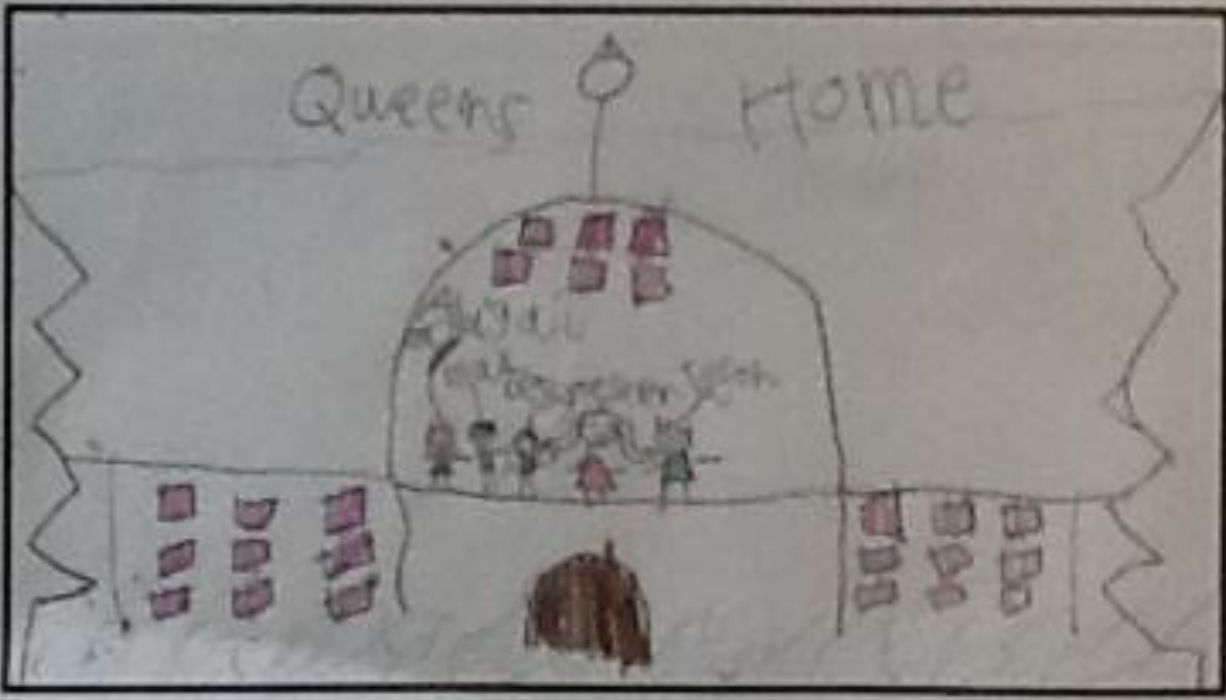
Wednesday 27th September 2017

LC: Can I write a recount of my school trip?

Last Friday, we went on a school trip to Greenwich. We explored different parts of Greenwich and saw different landmarks. We saw The O2, Greenwich Park, The Royal Observatory, The Queen's House, The National Maritime Museum, The Cutty Sark, The River Thames and The Royal Naval College. We looked at the photos of our trip and discussed the day.

School Trip exploring Greenwich

We left school and walked across the bridge where we saw our first landmark in Greenwich which was The O2. We then walked to the beautiful Greenwich park which was our second landmark to see. We saw lots of green trees and tourists in the park. In Greenwich park, we saw our next landmark which was The Royal observatory. This is where scientists look to space. We walked down the path and saw our fourth landmark which was a large white building called The Queen's house. The fourth landmark we walked to was The National maritime museum. This is a museum where you can find out about England's navy history. After this, we walked through the busy town centre where we saw a large ship. This was our next landmark and it was called Cutty Sark. We will be visiting this ship very soon. After this, we saw the River Thames which is a famous river. Our last landmark was Royal Naval college. After this, we got the red bus back to school. My favourite part of the trip was green with park because we walked around the park and I love walking there was all of lovely grass and trees.




School Trip exploring Greenwich

We left school and walked across the bridge where we saw our first landmark in Greenwich which was The O2. We then walked to the beautiful Greenwich Park which was our second landmark to see. We saw lots of green trees and tourists in the park. In Greenwich park, we saw our next landmark which was The Royal Observatory. This is where scientists look to space. We walked down the path and saw our fourth landmark which was a large white building called The Queen's House. The fourth landmark we walked to was The National Maritime Museum. This is a museum where you can find out about England's navy history. After this, we walked through the busy town centre where we saw a large ship. This was our next landmark and it was called Catapult. We will be visiting this ship very soon. After this, we saw the River Thames which is a famous river. Our last landmark was Royal Naval College. After this, we got the red bus back to school. My favourite part of the trip was the walk because we made a pencil case.



School Trip exploring Greenwich

We left school and walked across the bridge where we saw our first landmark in Greenwich which was The O2. We then walked to the beautiful Greenwich Park which was our second landmark to see. We saw lots of green trees and tourists in the park. In Greenwich park, we saw our next landmark which was The Royal Observatory. This is where scientists look to space. We walked down the path and saw our fourth landmark which was a large white building called The Queen's House. The fourth landmark we walked to was The National Maritime Museum. This is a museum where you can find out about England's navy history. After this, we walked through the busy town centre where we saw a large ship. This was our next landmark and it was called Catapult. We will be visiting this ship very soon. After this, we saw the River Thames which is a famous river. Our last landmark was Royal Naval College. After this, we got the red bus back to school. My favourite part of the trip was The walk because through Greenwich Park because we collected conkers.



Friday 29th September 2017

LC: Can I create a canvas in the style of Paul Klee?

Today, we started our Art project which is to make a canvas in the style of the artist Paul Klee. We painted our canvases black today to make it look like the night sky. We also started to cut our different shapes which will be our buildings for our skyline. We thought about the different shapes we could use.



Wednesday 4th October 2017

LC: Can I create a canvas in the style of Paul Klee?

Today, we carried on cutting out our shapes for our skyline canvas. We then placed them on our canvases and when we were happy with it, we stuck them down using pva glue.



Monday 9th October 2017

School Trip to the Cutty Sark

Today we went on a very exciting school trip to the Cutty Sark. We took part in a story telling workshop and learnt the story of how the Cutty Sark got her name. We also got a chance to make our own ship figure heads. We then explored the different parts of the amazing ship and imagined we were sailors. We also had time to have a quick explore of the Maritime Museum.



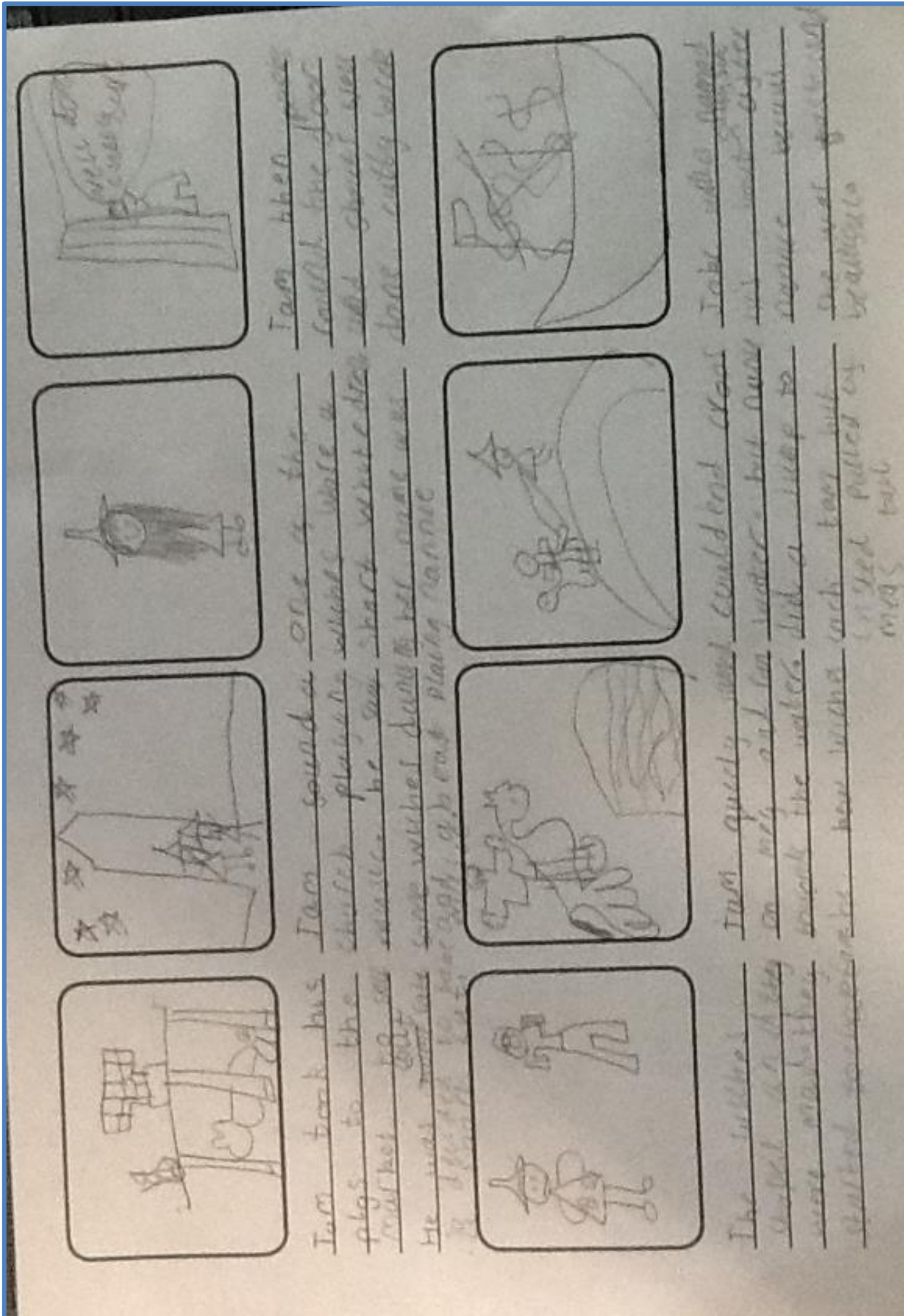




Wednesday 11th October 2017

LC: Can I recall the story of the Cutty Sark?

Today we discussed our school trip from earlier on in the week. We reminded ourselves of how the Cutty Sark got her name by watching a short video about the story of the ship. Children then recalled the story by creating a story board.



Monday 16th October 2017

LC: Can I create a skyline canvas in the style of Paul Klee?



Today we painted our buildings black so that we can use oil pastels over the top to add detail next time.



Tuesday 17th October 2017

LC: Can I create a skyline canvas in the style of Paul Klee?

Today we completed our canvas work. We used oil pastels to add colour to our canvases and to add detail. We thought about the warm colours we could use.



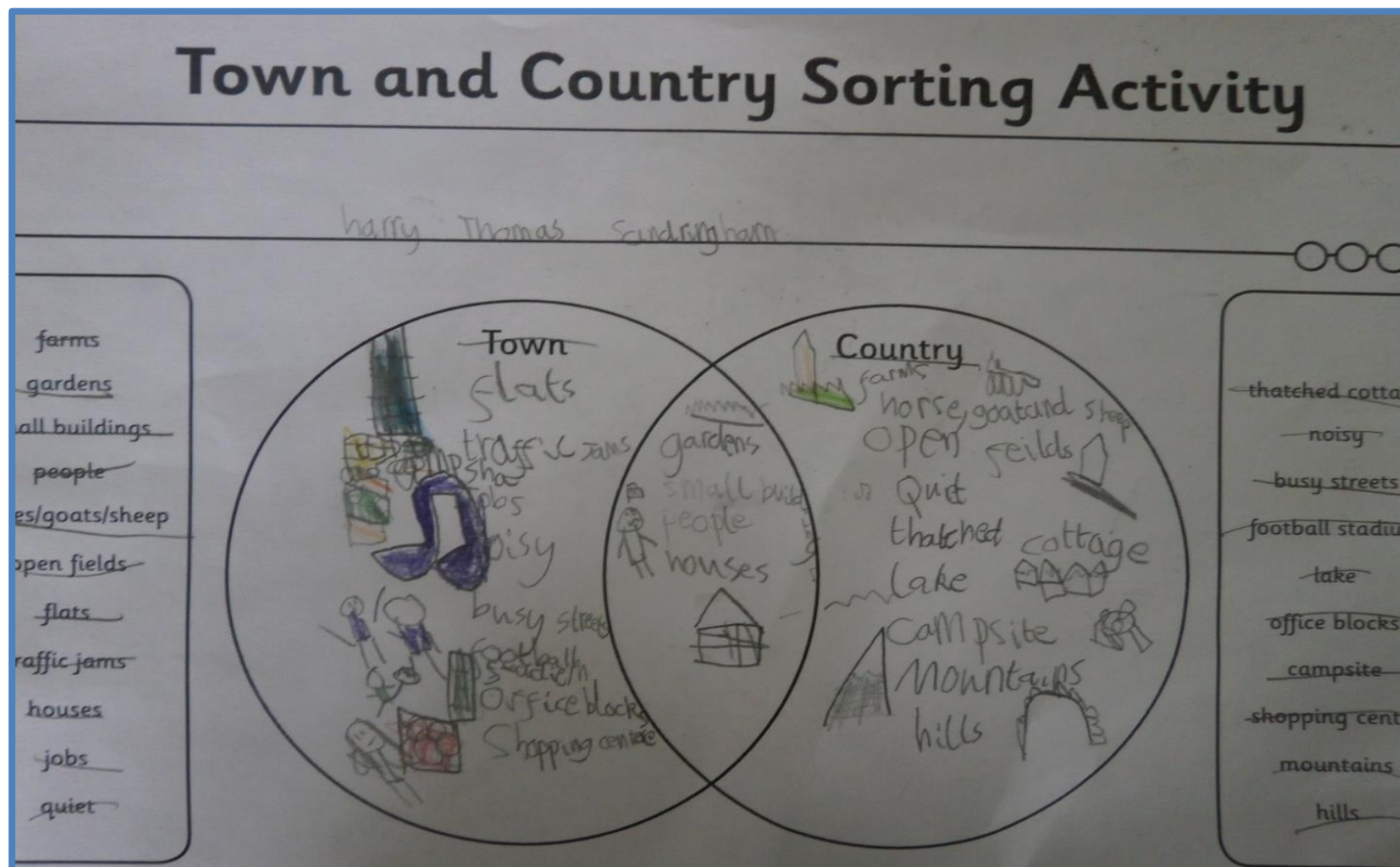




Friday 3rd November 2017

LC: Can I compare a town and the countryside?

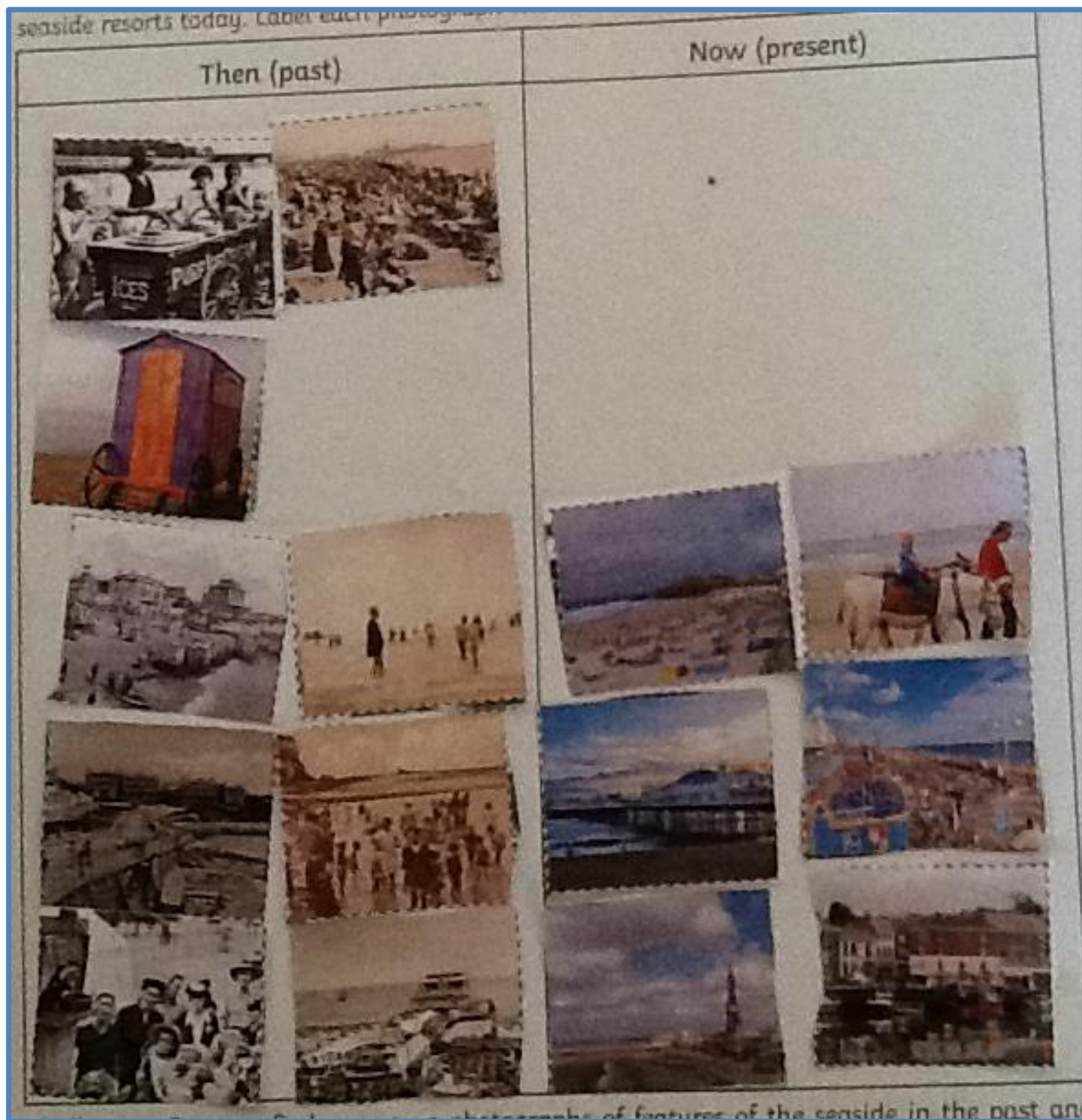
Today we looked at the similarities and differences between towns and countryside. We talked about what we would find in both and which one we would prefer to live in and why. We also discussed that Greenwich is a town and we live in the city of London.



Friday 10th November 2017

LC: Can I compare the seaside past and present?

Today we looked at a further type of place to live, the seaside. We discussed what we know about the seaside today and shared our experiences of it. We then learnt what the seaside was like in the past and the similarities and differences between the seaside back then and the seaside today.



I like going to the seaside.
I swim in the sea and
build sandcastles in the
sand. They used to do that
in Victorian times too.

Jessica

In the past, people wore
their clothes at the beach.
People wear swimming
costumes when they are at
the seaside now.

Juliette

Friday 17th November 2017

LC: Can I compare Greenwich from past and present?

Today we looked Greenwich from the past and from the present. We had to sort photographs using our detective skills. We talked about historical buildings in Greenwich and modern buildings. We also talked about the things we saw in the picture, for eg. wooden carts.



Monday 27th November 2017

School trip to The Royal Naval College

Today we looked went to visit The Royal Naval College. We learnt about the history of the buildings and how it was built for soldiers. We also studied the chapel where we focused on the 2D and 3D shapes we could see. We used the chapel's patterns to inspire us to create our own symmetrical patterns using shapes. We also go to visit the skittle alley where we got to play a game.





I had so much fun playing skittles!

Enes

We used different 2D shapes to create a pattern like the ones we saw in the Chapel.

Teddy

